

# Parent Guide



@twinklparents

We're excited to share this activity with you. If you are interested in finding more exciting, fun and interesting activities for you and your children, then check out these links to different areas of the [Twinkl Parents](#) website.

games



crafts



puzzles



experiments



word searches



## What is this resource and how do I use it?

Being ready for school doesn't mean knowing the entire alphabet and counting to 10 - there are many social and life skills children need to have mastered to ensure they are ready for reception. Use this activity booklet to help your child practise and develop these skills so they are fully prepared for starting school.

## What skills does this practise?

Self-Confidence

Resilience

School Readiness

Fine Motor Skills

## Further Activity Ideas and Suggestions

If your child is of school age but you aren't sure if they are ready, don't panic. You'll find lots of resources to support you and your child in this transition in the [Early Years](#) section of our website.

Parents Blog



Twinkl Kids' TV




Homework Help





twinkl

Parents Hub

This pack belongs to: \_\_\_\_\_



Starting  
School



# School Readiness Activity Pack



# I Can!

I can hold a pencil and trace a line.

I can write and read my name.

I can trace the numbers 1 to 20.

I can recognise some initial sounds.

I can use child-safe scissors to cut lines.

I understand that others have feelings.

I can go to the toilet and wash my hands.

I can follow simple instructions.


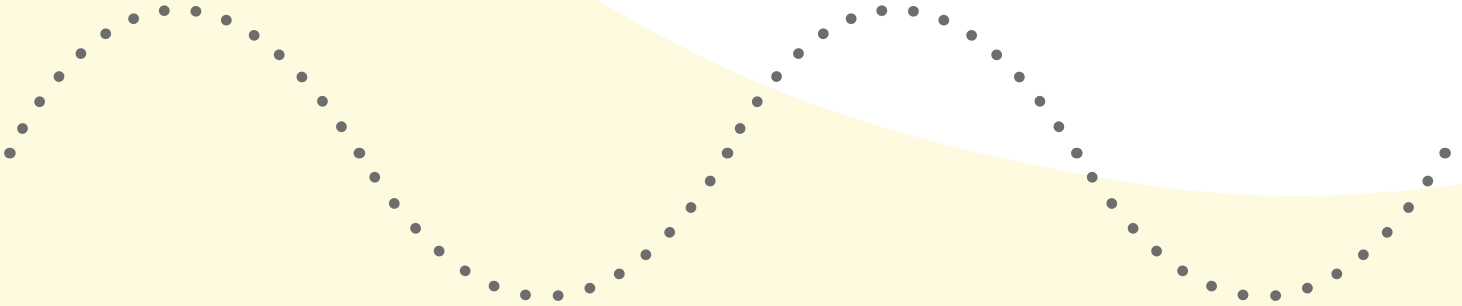


I can ask for help.

I can open my lunchbox and eat my lunch.

I can take turns and play nicely with others.

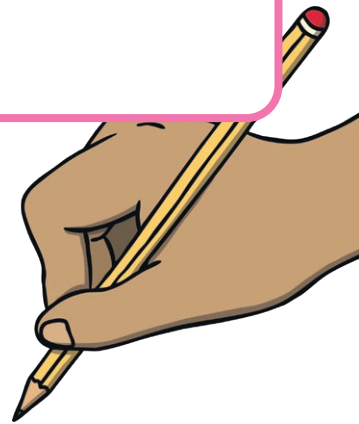


I can hold a pencil and trace a line.



# I can write and read my name.

Write your child's name in one of the boxes below and ask them to trace it with their pencil. Then, encourage them to have a go at writing their name on their own in the other box.



I can trace the numbers 1 to 20.

1

2

3

4

5

6

7

8

9

10

11

12

13

14

15

16

17

18

19

20


# I can recognise some initial sounds.

Say the name of the item, then draw a line to match it to the letter that it starts with.

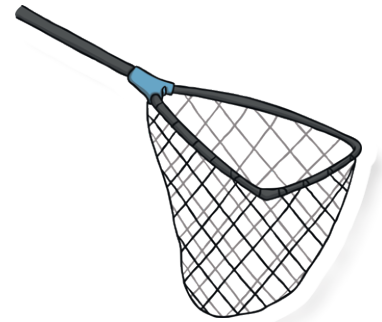
a




t



p



s




n



# I can use child-safe scissors to cut lines.


Cut along the dotted lines.






# I understand that others have feelings.


Ask an adult to read the feelings to you and draw a face for each one.



happy







sad



angry







# I can take turns and play nicely with others.

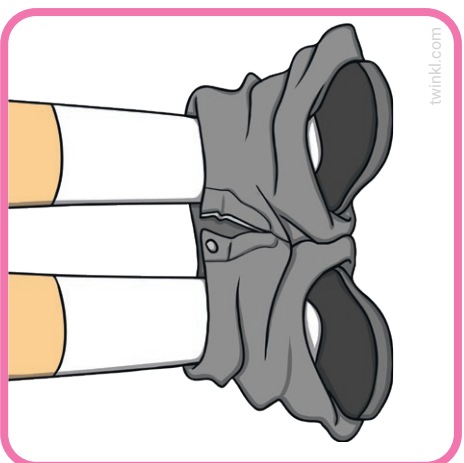

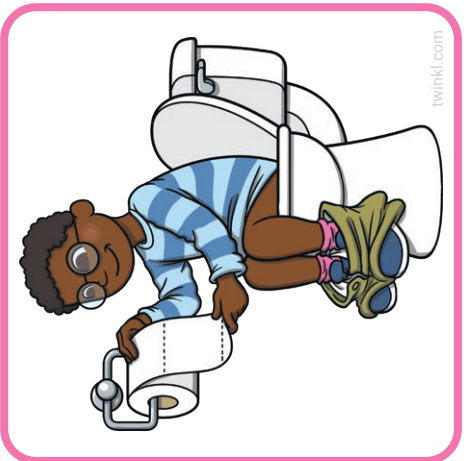
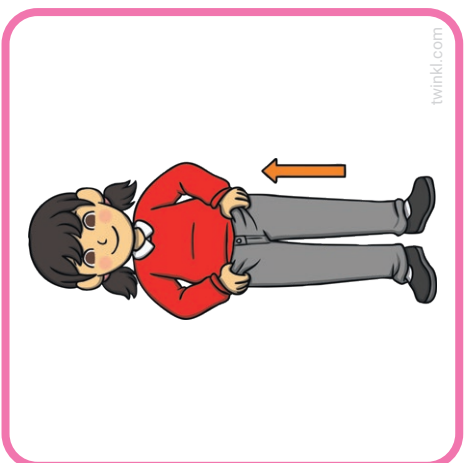
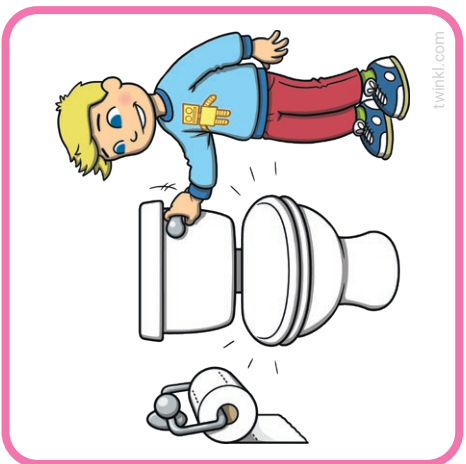
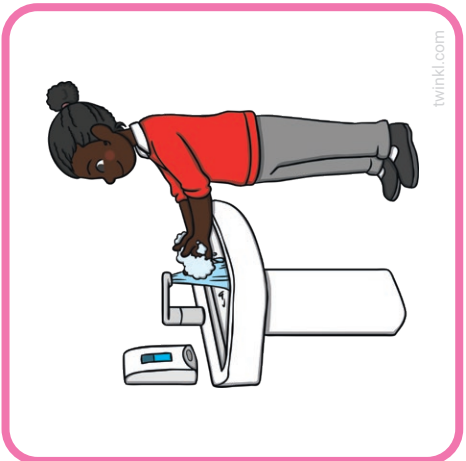
Circle the three pictures that show good behaviour.



# I can go to the toilet and wash my hands.

Cut out the pictures and place them in the boxes in the correct order.





# I can follow simple instructions.

Ask an adult to read out the tasks and then complete them.



Stand on one leg.




Pat your head.



Touch something blue.




Reach up high.



Whisper your name.




Turn around and touch your toes.



Put your hands on your shoulders and jump.




Wiggle your toes and clap.



# I can ask for help.

Colour in the correct illustration.


Asking for help is:



I ask my teacher for help by:



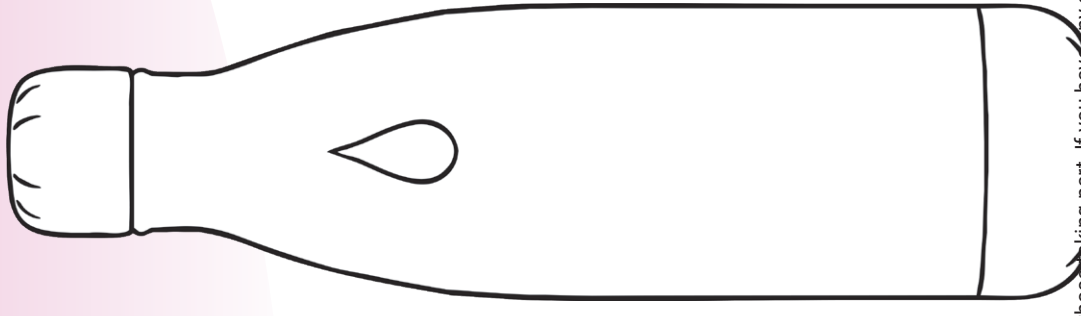
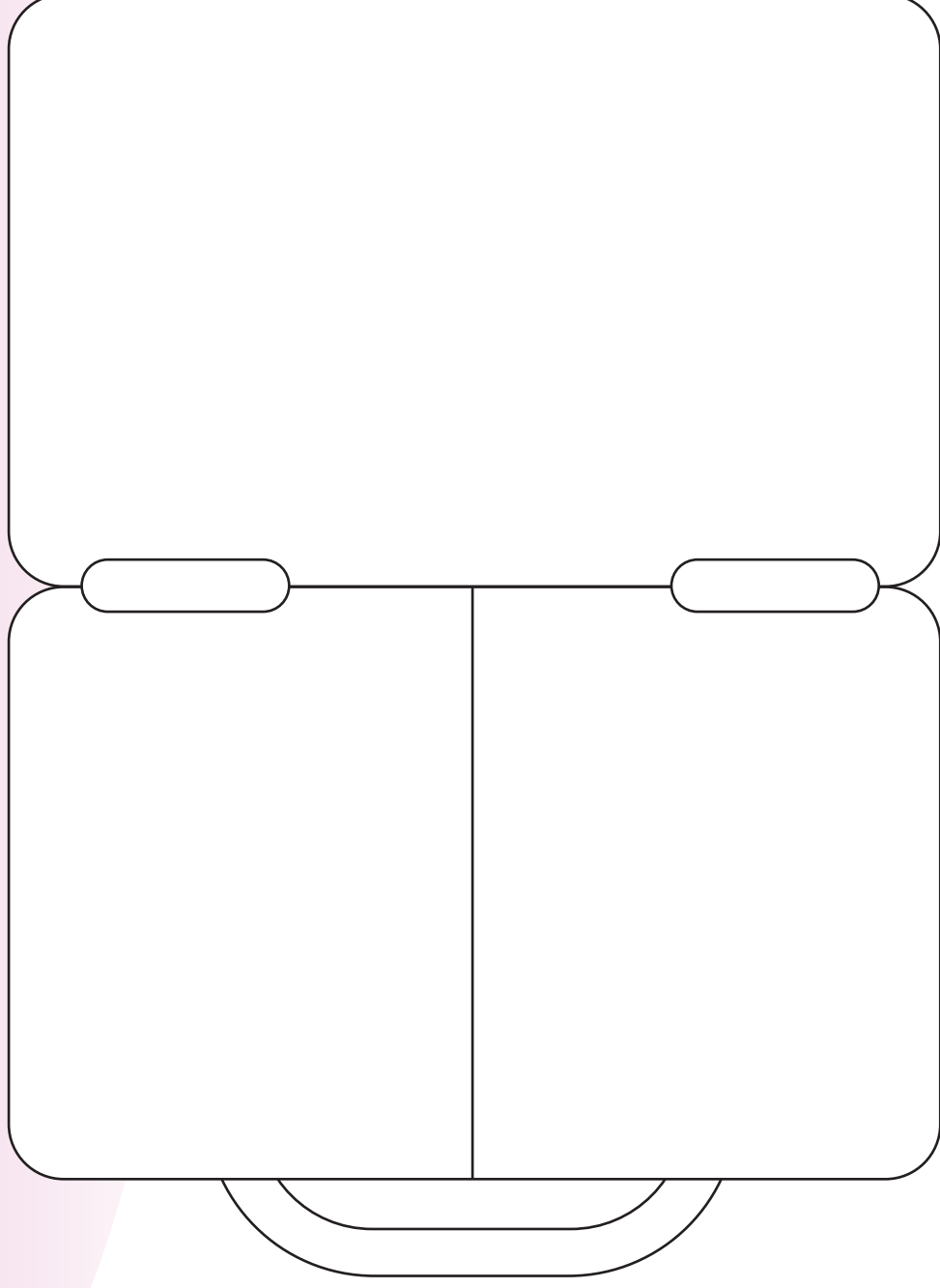
I ask my friend for help by:



# I can open my lunchbox and eat my lunch.

Draw some food you'd like to take to school in your lunchbox.

Try to put one different food in each section.



Some ingredients and/or materials used might cause allergic reactions or health problems. You should ensure that you are fully aware of the allergies and health conditions of those taking part. If you have any concerns about your own or somebody else's health or wellbeing, always speak to a qualified health professional. Activities listed within the resource should always be supervised by an appropriate adult. Children should be supervised when using sharp items such as scissors or other tools. Please make sure you are aware that children may put craft items into their mouths, and that they should wash their hands afterwards. By using this resource, you acknowledge that it is the responsibility of supervising adults to ensure the safety of children in their care and that we will accept no liability as a result of the activity.